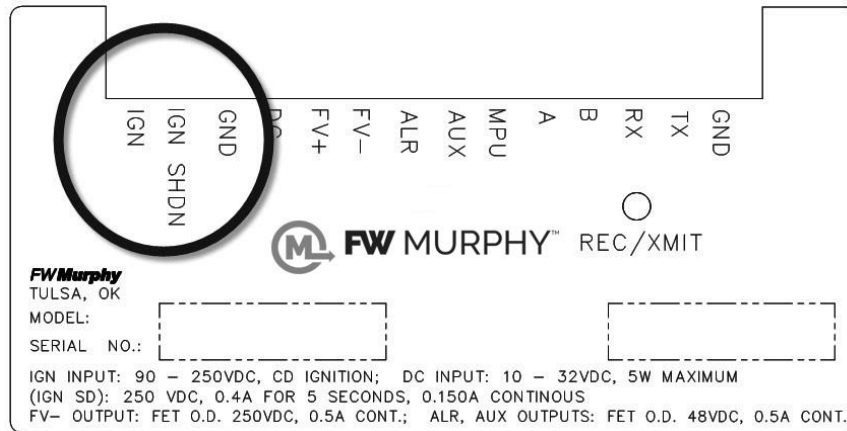


PSU Supplemental

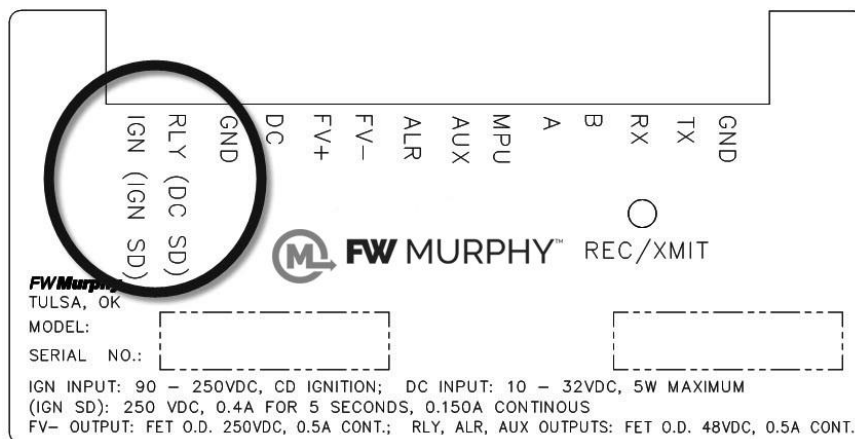
For products shipped without a battery, after unpacking insert a CRP2 manganese dioxide lithium battery, 6V 1400mAh. These batteries are commonly used in photography equipment.

PSU-2 Original Design




- If the PSU-2 matching the above referenced image, is being replaced by the below referenced image, **please see the reversed side of this document for wiring the new PSU-2.**

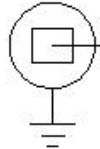
PSU-2 New Design



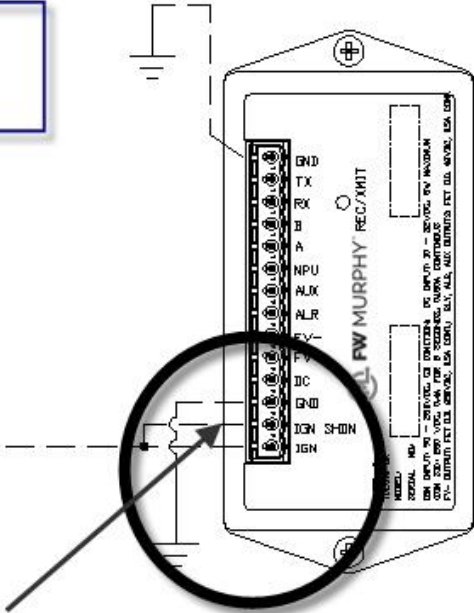
- **Setup A menu has changed.** With the change in design of the new PSU, the result is an additional output can be configured for additional application functionality. Please use our Installation Operation Manual 00-02-0697 for the setup configuration.

 to a successful change

NEG GND
CD IGN SYSTEM
90VDC - 250VDC MAX



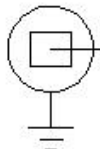
POWER
IGN SHUTDOWN LEAD



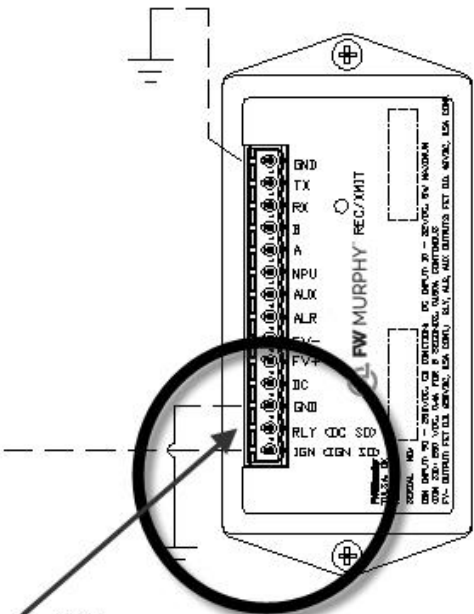
OLD

Jumper used to provide Ignition (G-Lead) grounding for shutdown

NEG GND
CD IGN SYSTEM
90VDC - 250VDC MAX



POWER
IGN SHUTDOWN LEAD



NEW



Remove jumper with new PSU design. Ignition (G-Lead) grounding for shutdown is provided on single input

MANUFACTURING, SALES & ENGINEERING
2151 RANDON DYER ROAD
ROSENBERG, TX 77471

SALES, SERVICES & SUPPORT
4646 S HARVARD AVE
TULSA, OK 74135

DOMESTIC SALES & SUPPORT
FW MURPHY PRODUCTS
PHONE: 918 957 1000
EMAIL: INFO@FWMURPHY.COM
WWW.FWMURPHY.COM

FW MURPHY CONTROL SYSTEMS & SERVICES
PHONE: 281 633 4500
EMAIL: CSS-SOLUTIONS@FWMURPHY.COM

INTERNATIONAL SALES & SUPPORT
LATIN AMERICA & CARIBBEAN
PHONE: +1 918 770 8775
EMAIL: INTERNATIONAL@FWMURPHY.COM



FM 668933 (Rosenberg, TX - USA)

