

Oil Level Regulators for Lubricators

Installation of LR500 Series

The LR500 Series Level Regulators automatically add oil to a lubricator to maintain the factory-recommended level. This function eliminates the work time necessary for manual checks and refills.

Each model has a low-level shut-down switch to protect equipment when oil supply is lost. If the lubricator oil level drops below the minimum operations level, the low-level switch will operate an alarm and/or shut down the equipment.

Model LR579 is for Lincoln lubricators. It features an adjustable low-level shut-down contact.

LR589 is for Lincoln lubricators, and the LR589NC is the normally closed-wired version of the LR589. Both LR589 products contain a mercury bulb inside a hermetically-sealed mercury switch.


Model LR579

Regulates Lincoln Lubricators



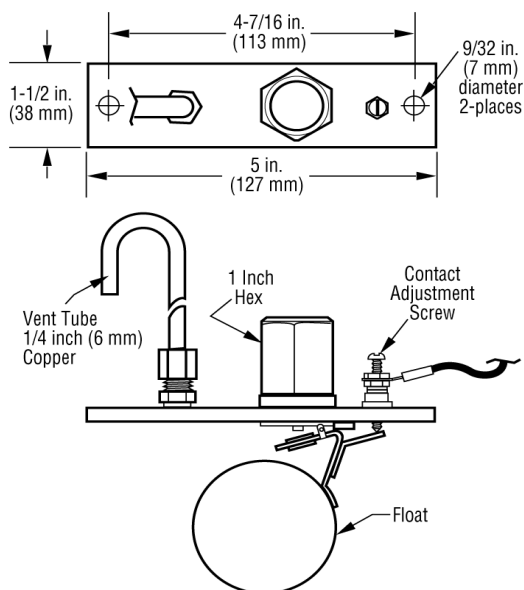
Models LR589 and LR589NC

Regulates Lincoln Lubricators

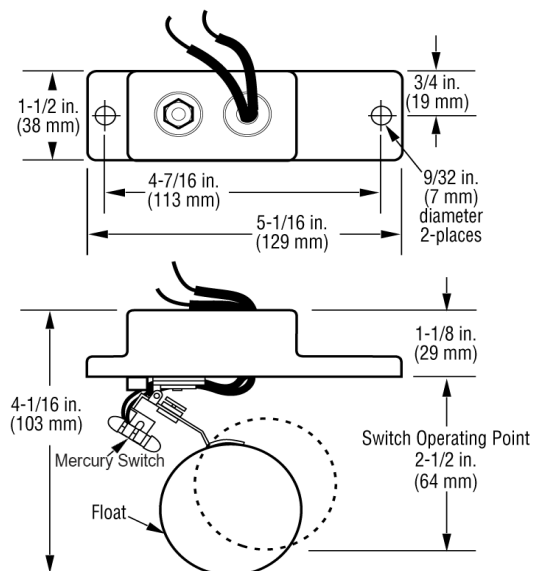


Dimensions

LR579



LR589/LR589NC



Installation



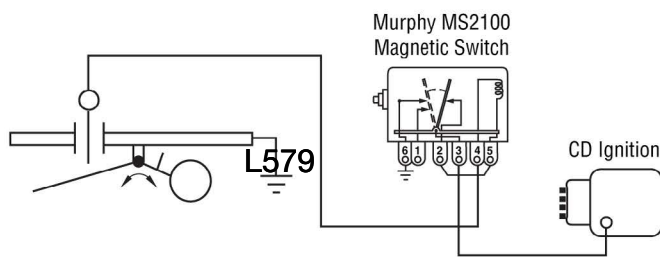
WARNING!

Before beginning installation of this FW Murphy product:

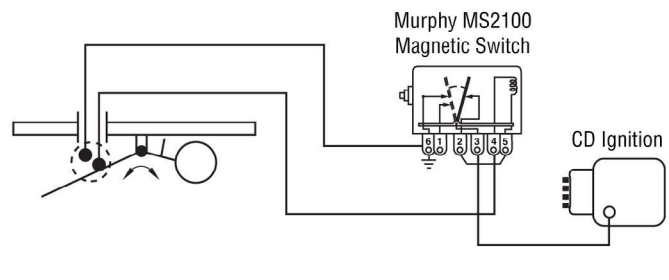
- Disconnect ALL electrical power to the machine.
- Make sure the machine CANNOT operate during installation.
- Follow all safety warnings of the machine manufacturer.
- Read and follow all installation instructions.

1. Remove the cover on a vacant cell of the lubricator (DO NOT install in bays next to crank arm).
2. Bolt the level regulator in place using the bolts that held the cover.
3. Connect the flex hose from the oil reservoir to the oil inlet at the level regulator. Oil reservoir must be at least two feet (0.61 meters) above the level regulator.
4. Wire switch for alarm and/or shutdown. One switch can be used to shut down all equipment supplied by a common oil reservoir.

Typical Wiring for LR579



Typical Wiring for LR589



How to Order

Part Number	Model and Description	Notes
Specify Model When Ordering	LR579	
	LR589	
	LR589NC	

Approximate Shipping Weight and Dimensions		
Model	Weight	Dimension
LR579	12 oz. (340 g)	4-3/4 x 4-3/4 x 2-3/4 in. (121 x 121 x 70 mm)
LR589 or LR589NC	13 oz. (368 g)	4-3/4 x 4-3/4 x 3-1/4 in. (121 x 121 x 83 mm)

FW MURPHY PRODUCTION CONTROLS
SALES, SERVICES & ACCOUNTING
4646 S. HARVARD AVE.
TULSA, OK 74135

MANUFACTURING
2151 RANDON DYER ROAD
ROSENBERG, TX 77471
5757 FARINON DRIVE
SAN ANTONIO, TX 78249

DOMESTIC SALES & SUPPORT

FW MURPHY PRODUCTS
PHONE: 918 957 1000
EMAIL: INFO@FWMURPHY.COM
WWW.FWMURPHY.COM

FW MURPHY CONTROL SYSTEMS & SERVICES
PHONE: 281 633 4500
EMAIL: CSS-SOLUTIONS@FWMURPHY.COM

INTERNATIONAL SALES & SUPPORT

CHINA
PHONE: +86 571 8788 6060
EMAIL: INTERNATIONAL@FWMURPHY.COM

LATIN AMERICA & CARIBBEAN
PHONE: +1 918 770 8775
EMAIL: INTERNATIONAL@FWMURPHY.COM

SOUTH KOREA
PHONE: +82 70 7951 4100
EMAIL: INTERNATIONAL@FWMURPHY.COM



FM 668576 (San Antonio, TX - USA)
FM 668933 (Rosenberg, TX - USA)



FM 523851 (China) TS 589322 (China)