

# Glass Liquid Level Gauges

## LG20 Models

The LG20 Glass Liquid Level Gauge is a rugged flat glass gauge for mid-range pressure temperature applications. Standard construction includes a solid one-piece chamber machined from carbon steel with covers, toughened glass and chrome-molybdenum bolts and nuts. All metal parts are rustproofed. Recessed gasket seat prevents movement and ensures leak-free service.

### Specifications

**Connections:** 1/2" FNPT top-bottom connections.

**Pressure/Temperature Ratings:** See Table 1

**Gauge Length/Weight (See Table 2):**

Gauge sections are available in 3-9 standard glass sizes. For longer size requirements, multiple units can be constructed with multiple vision slots in a continuous solid bar chamber.

**Construction Materials:**

**Liquid Chamber:** Carbon steel

**Cover:** Carbon steel

**Bolts and Nuts:** Plated carbon steel

### Features


**Quality Materials:** Tempered glass conforms to BS3463, DIN 7081. All parts are ASTM grade and listed in ANSI 31.3.

**Quality Assurance Testing:** All gauges are hydrostatically tested to 1.5 times the rated pressure at 100° F (38° C).

**No-Leak Design:** Recessed gasket seat in chamber and cover prevents leaks often caused by shifting gaskets.

**Liquid-Gas or Liquid-Liquid Interface Applications:** Available in either reflex (Figure 1) or transparent (Figure 2) styles to satisfy all application requirements.

**NACE Compatible:** Wetted parts conform to NACE MR-01-75 specifications for sour gas service.

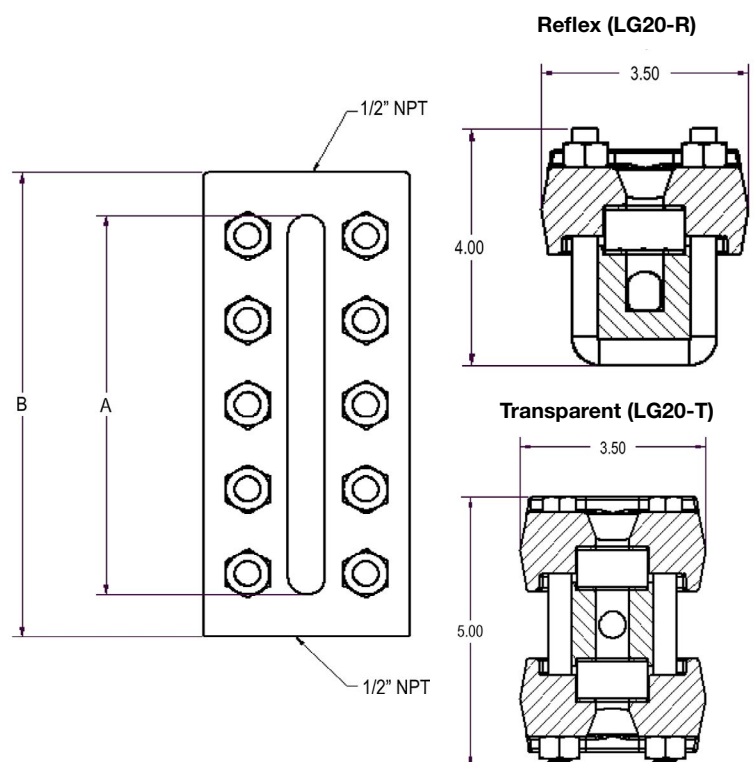


LG20-T  
(Transparent Style)

LG20-R  
(Reflex Style)

All trademarks and service marks used in this document are the property of their respective owners. This Beaumont Manufacturing and Distribution Co. product is exclusively distributed for new equipment packages by FW Murphy in the Natural Gas Compression market.

### Dimensions



**Table 1 - Pressure/Temperature Ratings**

Temp	Maximum Pressure (psi)													
	Reflex Gauge							Transparent Gauge						
	Glass Size							Glass Size						
	3	4	5	6	7	8	9	3	4	5	6	7	8	9
100°F	2726	2610	2494	2349	2219	2103	2001	1755	1595	1508	1349	1247	1102	1001
200°F	2596	2465	2349	2219	2088	2001	1900	1668	1552	1436	1305	1175	1059	957
300°F	2436	2320	2204	2088	1972	1871	1755	1552	1450	1334	1218	1102	1001	899
400°F	2248	2132	2030	1929	1813	1711	1610	1465	1349	1247	1146	1044	928	856
500°F	2059	1958	1813	1755	1653	1552	1450	1349	1247	1160	1044	957	856	754
600°F	1856	1755	1668	1552	1479	1378	1305	1175	1102	1015	928	856	754	682

**Table 2 - Gauge Lengths/Weights**

Glass Size	(A) Visible Length	(B) Overall Length	Weight		Assembly Center-to-Center*
			Reflex	Transparent	
3	5 3/4"	7 1/4"	11 lbs.	17 lbs.	10 3/4"
4	6 3/4"	8 1/4"	12 lbs.	19 lbs.	11 3/4"
5	7 7/8"	9 3/8"	14 lbs.	21 lbs.	12 7/8"
6	9 1/8"	10 5/8"	16 lbs.	24 lbs.	14 1/8"
7	10 1/4"	11 3/4"	18 lbs.	27 lbs.	15 1/8"
8	11 7/8"	13 3/8"	20 lbs.	30 lbs.	16 7/8"
9	12 5/8"	14 1/8"	21 lbs.	32 lbs.	17 5/8"
24	15"	16 1/2"	24 lbs.	38 lbs.	20"
25	17 1/4"	18 3/4"	27 lbs.	43 lbs.	22 1/4"
26	19 3/4"	21 1/4"	31 lbs.	49 lbs.	24 3/4"

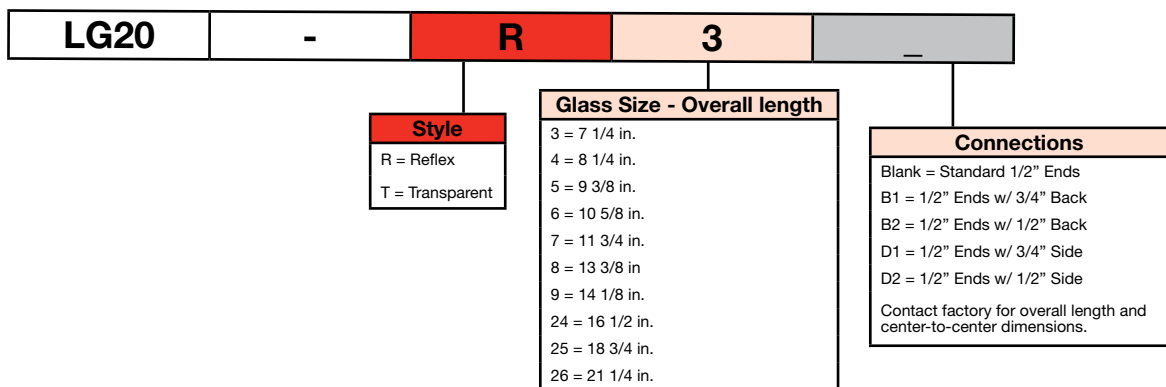
\*Dimension when using 3/4" Pipe Nipple Connections to GV20s

**How to Order**

Please refer to the tables for dimensions and specifics.

Example Model No. **LG20-R3**

LG20 Medium Pressure Glass Liquid Level Gauge, 1/2" FNPT Connections, Reflex Style, Size 3 Glass, 5 3/4" Visible Length, 7 1/4" Overall Length, Standard 1/2" Ends



FW Murphy is the exclusive BMD distributor for new equipment packages.