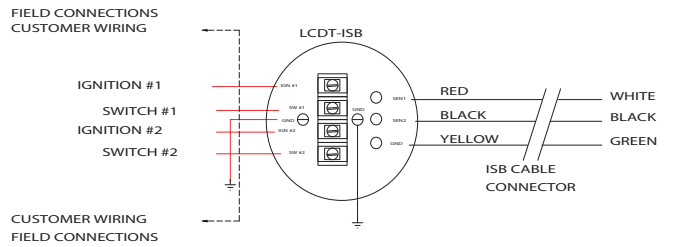
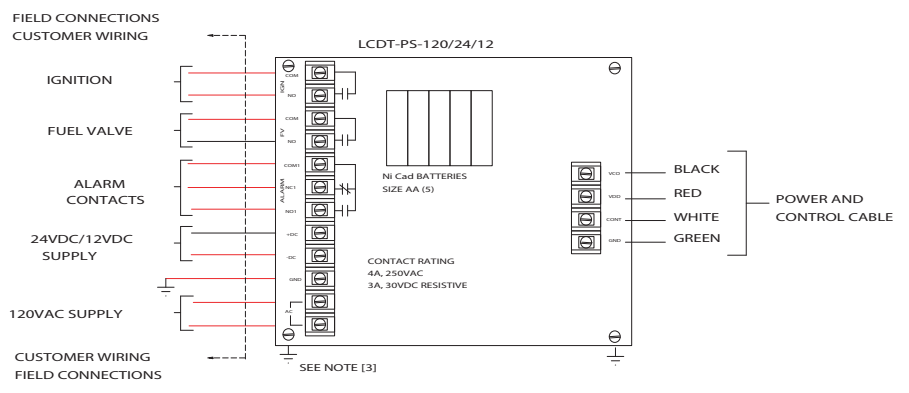
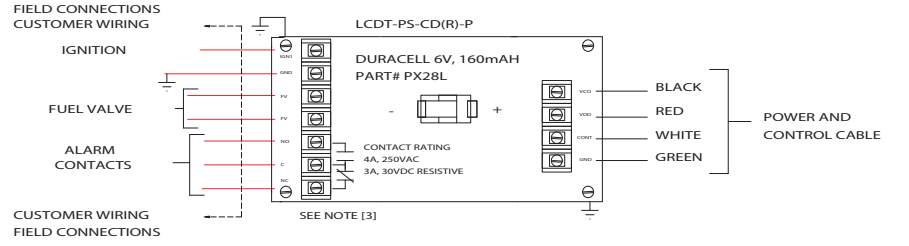
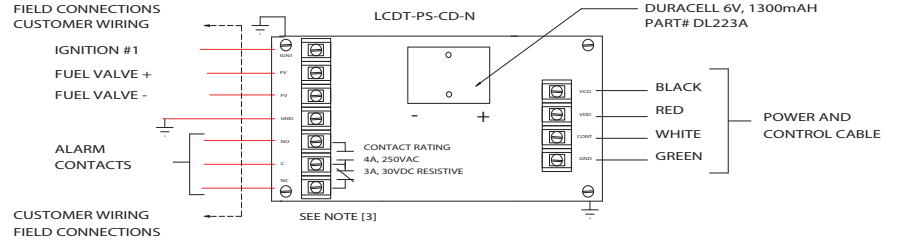


NOTE:
 [1] SENSOR INPUTS 1-15 ARE TIMED FOR START-UP.
 [2] DO NOT CONNECT SENSORS TO TERMINALS 48, 49 AND 50
 [3] CONTACTS SHOWN IN RUN POSITION

CAUTION: POWER SUPPLY MUST BE CONNECTED TO SYSTEM
GROUND BY MEANS OF TERMINALS PROVIDED.

⊥ DENOTES COMMON CHASSIS GROUND

NOTE: NO REVISIONS WITHOUT PRIOR FACTORY MUTUAL AND CANADIAN STANDARDS
ASSOCIATION APPROVAL.



APPR	BY	REV	DESCRIPTION	DATE
	RB	I	REVISED LCDTPSCDN	9/25/92
	RB	H	ADDED NOTE 3	5/01/92
	RB	G	GENERAL	7/25/89
	RB	F	120V PS APPROVAL	3/89
	RG	E	/CSA	9/87
	SK	D	/CSA	8/87
	RG	C	/FM	4/87
	RG	B	/FM	2/87
	RG	A	/FM	12/86

**FRANK W. MURPHY
MURPHYMATIC CONTROLS**
SOUTHERN DIVISION - ROSENBERG TEXAS

OWN. NO. **HC9450-A**

FOR **LCDT-N.O. INSTALLATION**

OUR ORDER NO. _____ YOUR ORDER NO. _____

DWR. BY **JAY** DATE **9/18/86** CHK BY _____ APPD. _____