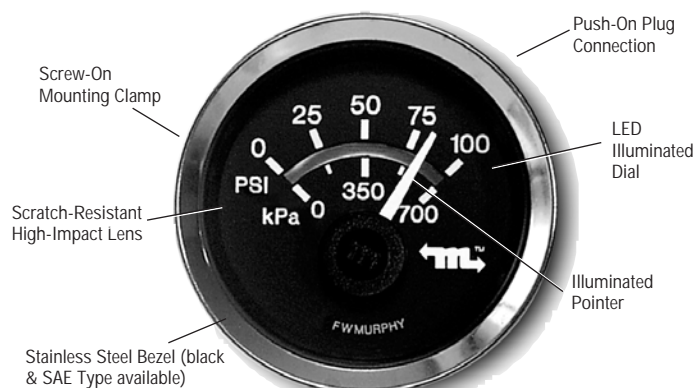


J1939 MurphyLink™ System Analog Gages

MLA20 Series – For Engine / Transmission Oil Pressure, Coolant / Transmission Temperature, Voltage, Percent Load



MLA20-A-100-A Engine Oil Pressure Gage Shown

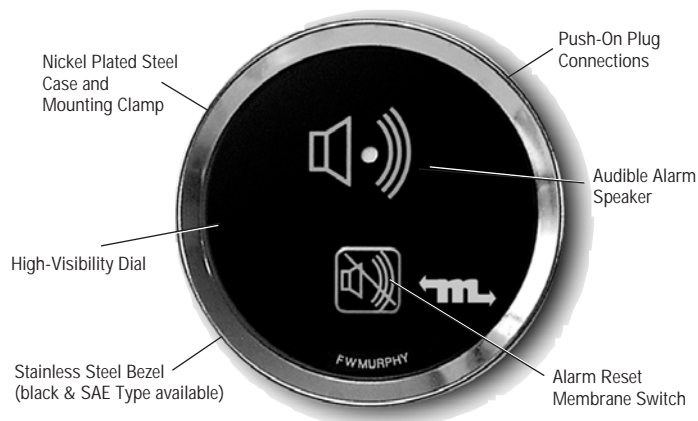
MLA20 Series • MLA35 • MLAA20

- Displays Critical Data Transmitted by the Murphy Display & Diagnostic Module (MDDM)
- Microprocessor-Driven for High Accuracy
- For Engine or Transmission Oil Pressure, Coolant or Transmission Temperature, 12 or 24 VDC Voltmeter, Percent Load, Tachometer, Audible Alarm
- LED Back Lighting
- 100% Environmentally Sealed Case

MLA35 Series – Analog Tachometer or Speedometer



MLAA20 Model – Audible Alarm



Description

The MurphyLink™ gages are a series of instruments designed to display information transmitted by the Murphy Display and Diagnostic Module (MDDM) in a traditional analog format. Communication from the MDDM to these units is via an RS485 twisted pair proprietary serial link.

The MurphyLink™ components are environmentally sealed, LED back lit (green) and are available in a standard 2 in. (51 mm) diameter, plastic case, MLA20 Series, (metal case for the audible alarm MLAA20 models). The MLA35 Series Tachometer or Speedometer have a 3-3/8 in. (86 mm) in diameter, plastic case.

The MurphyLink™ gages can be powered by 12 or 24 VDC systems. For 24 VDC systems an MLVC2412 voltage regulator is required for back light power supply.

Specifications

Power Supply:

Input Voltage: 12V (10-16 VDC min. & max. voltage).

24V (18-32 VDC min. & max. voltage).

Operating Current: (@ 14 VDC) = MLA20: 27 mA min.; 50 mA max.

MLA35: 43 mA min.; 48 mA max.

Backlight:

Voltage: 12 to 14 VDC (See NOTE below).

Maximum Current: 30 mA.

NOTE: MLVC2412 voltage regulator required for 24 VDC Systems.

Input: RS485 data (MurphyLink™ proprietary protocol).

Output: Analog Readout.

Operating Temperature: -40° to 185°F (-40° to 85°C).

Storage Temperature: -76° to 185°F (-60° to 85°C).

Dial: White numerals over black background:

MLA20: 90° sweep; MLA35: 250° sweep.

Gage Accuracy: MLA20: Better than ±1.5% of scale.

MLA35: Better than ±2% of scale.

Enclosure: Environmentally Sealed.

Material:

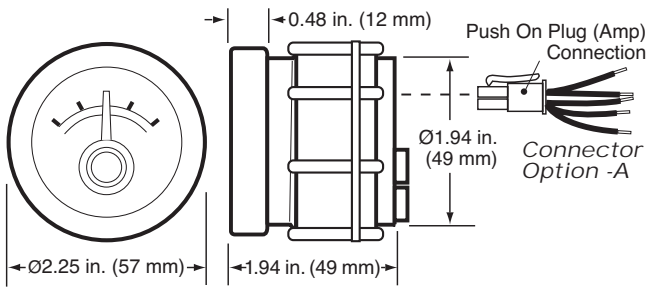
Case and Clamp: Polyester (PBT).

Lens: Polycarbonate.

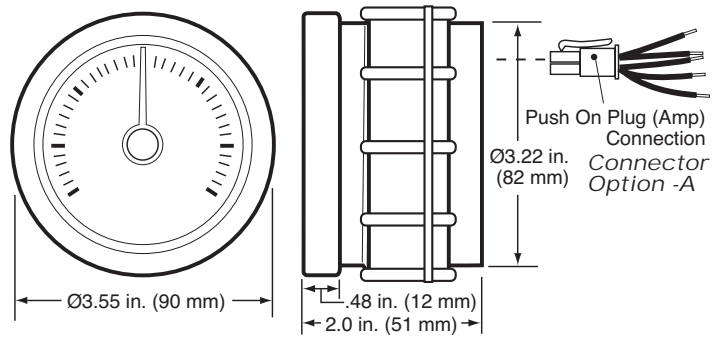
Bezel: Stainless Steel (Black optional).



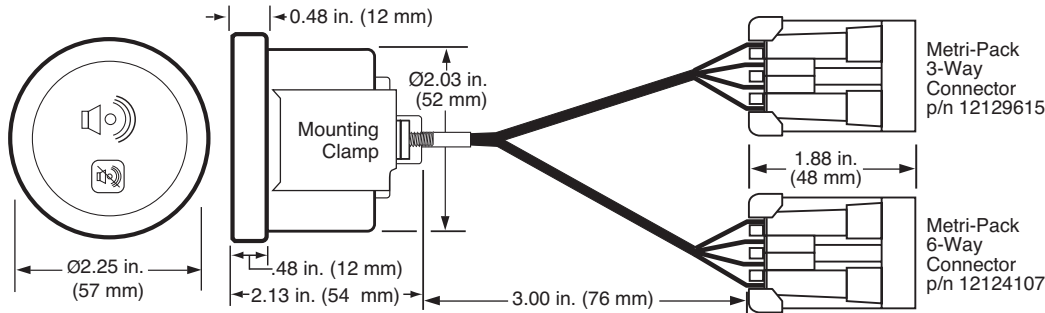
MLA20 Series Dimensions



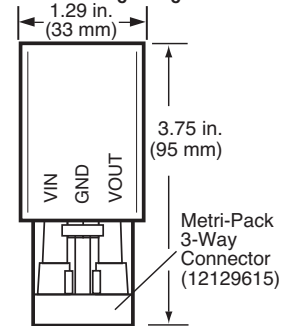
MLA35 Series Dimensions



MLAA20 Audible Alarm Dimensions

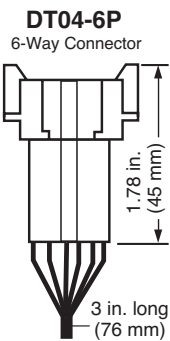


MLVC2412 Voltage Regulator

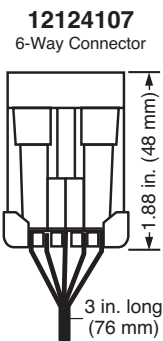


Connector Options

Option -B



Option -C



How to Order (Requires an MDDM for read-out)

To order MurphyLink™ gage use the part number designation diagram below.

MLA 20 - A - 100 - A - A

Model

MLA = MurphyLink™ gage
MLAA = Audible Alarm

Size

20 = 2 in. (51 mm) dia. gage
35 = 3-3/8 in. (86 mm) dia. gage
(tachometer or speedometer only)

Gage Function (excludes MLAA20)

-A = Engine Oil Pressure
-B = Coolant Temperature
-C = Voltmeter
-D = Percent Load @Current RPM
-E = Transmission Oil Pressure
-F = Transmission Oil Temperature
-T = Tachometer
-S = Speedometer

Bezel Type

Blank = A-20 Type
A = A-20 Type Black

Connector

A = Amp Mini Universal
(not available for MLAA20)
B = Deutsch™ (MLAA20 only)
C = Metri-Pack™ (MLAA20 only)

Gage Range (excludes MLAA20)

-100 = 100 psi/700 kPa
-250 = 250°F (150°C)
-12 = 12 VDC
-24 = 24 VDC
-100 = % Load @Current RPM
-400 = 400 psi/28 Bar
-3000 = RPM (250° Sweep)
-85 = MPH (250° Sweep)

MLVC2412 =

Voltage Regulator for 24 VDC systems.

Warranty

A limited warranty on materials and workmanship is given with this FW Murphy product. A copy of the warranty may be viewed or printed by going to www.fwmurphy.com/support/warranty.htm

FW MURPHY

P.O. Box 470248
Tulsa, Oklahoma 74147 USA
+1 918 317 4100 Fax: +1 918 317 4266
E-mail: sales@fwmurphy.com

INDUSTRIAL PANEL DIVISION

Fax: +1 918 317 4124
E-mail: ipdsales@fwmurphy.com

MURPHY POWER IGNITION

Web site: www.murphy-pi.com

www.fwmurphy.com

CONTROL SYSTEMS & SERVICES DIVISION

P.O. Box 1819
Rosenberg, Texas 77471 USA
Phone: +1 281 633 4500 Fax: +1 281 633 4588
E-mail: sales@fwmurphy.com

FRANK W. MURPHY, LTD

Church Rd Laverstock
Salisbury SP1 1OZ UK
Phone: +44 172 241 0055 Fax: +44 172 241 0088
E-mail: sales@fwmurphy.co.uk
Web site: www.fwmurphy.co.uk

COMPUTRONIC CONTROLS, LTD

41 - 43 Railway Terrace Nechells
Birmingham B7 5NG UK
Phone: +44 121 327 8500 Fax: +44 121 327 8501
E-mail: info@computroniccontrols.com
Web site: www.computroniccontrols.com

FW MURPHY INSTRUMENTS (HANGZHOU) CO. LTD

77 23rd Street
Hangzhou Economic & Technological Development Area
Hangzhou, Zhejiang 310018 China
Phone: +86 571 8788 6060 Fax: +86 571 8684 8878



USA-800 9001-2000 FW 28221
UK-800 9001-2000 FW 28422
ISO 9001
REGISTERED

Printed in U.S.A.