

Lube Level Swichgage[®]

L129 Series

The L129 Series Lube Level Swichgage is a combination lube level indicating gage and adjustable low and high limit switches. It provides protection against low oil level or high level caused by overfill or fuel or water seepage into the crankcase.

A 6-3/4 inch (171 mm) deep sight gage allows you to check the condition and level of your oil without shutting down the equipment.

Fingertip adjustable limit contacts, through 4-7/8 inch (122 mm) range, make it simple to set high and low limit contacts. If the float touches the high or low limit contact, a normally open circuit will be completed which can activate alarms and/or shut down the equipment.

There are two models in the L129 Series: L129 and L129CK1. The L129 model is designed for grounded, low voltage electrical systems. It features a one-wire-to-ground electrical circuit. The L129CK1 was designed for applications requiring a three-wire, above ground electrical circuit. It features ungrounded contacts and a conduit hub to protect electrical wiring. Options are available for both models.

When properly installed and maintained, the L129 Series Lube Level Swichgage can monitor and protect engines and pumps from improper lubrication level, which can result in extensive damage.

The L129 Series is recommended for engines and pumps with larger crankcase capacity.



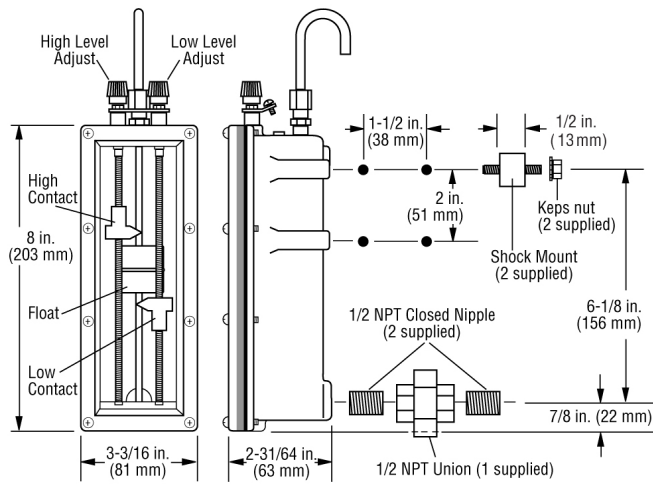
CE *

* Products covered by this bulletin comply with EMC Council directive 89/336/EMC regarding electromagnetic compatibility except as noted.

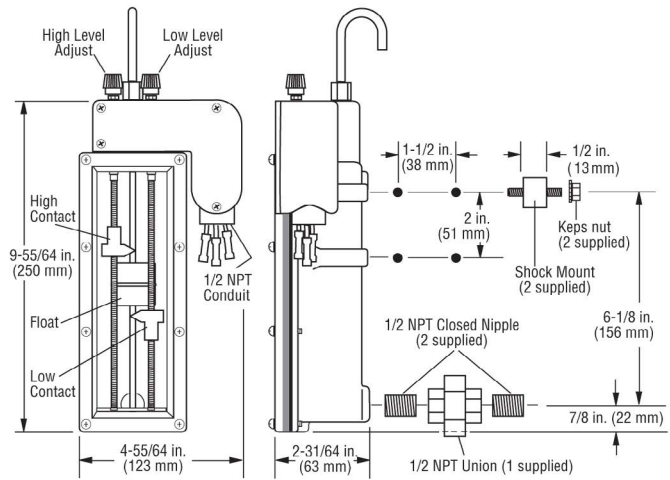
All trademarks and service marks used in this document are the property of their respective owners. This Enovation Controls product is exclusively distributed by FW Murphy in the Natural Gas Compression Market.

Dimensions

L129

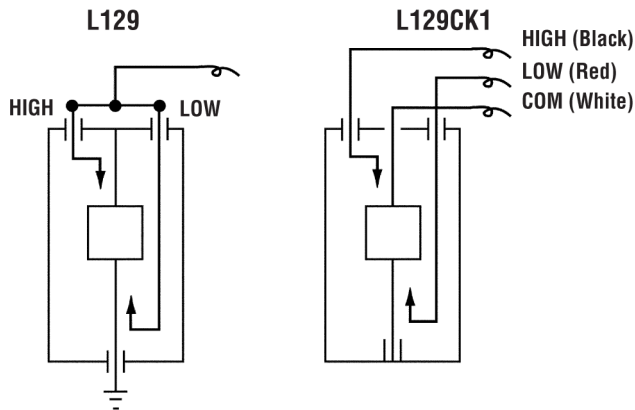


L129CK1



Wiring

These diagrams are shown with the float in the full position.



Contact Rating: 2 A @ 30 VAC/DC, pilot duty

Specifications

Case: Die-cast aluminum

Lens: Tempered glass

Maximum Working Pressure: 10 psi (68.9 kPa)

Process Connection: 1/2 NPT

Float Material: Brass

Contact Rating: 2 A @ 30 VAC/DC, pilot duty

How to Order

| Part Number | Description | Notes |
|---------------|-------------|-------|
| Specify Model | L129 | |
| | L129CK1 | |

| Approximate Shipping Weight and Dimensions | | |
|--|----------------------|---|
| Model | Weight | Dimension |
| L129 | 3 lb. (1.4 kg) | 12 x 4-1/2 x 4-3/4 in. (305 x 114 x 121 mm) |
| L129CK1 | 3 lb. 9 oz. (1.6 kg) | |